


**Plan N° 1**  
**334 places**

4 tables 1.80x0.8  
8 tables 1.20x0.8



1.20


1.40



8 tables 1.80x0.8

48

1.40




7 tables 1.80x0.8  
1 table 1.20x0.8

46


1.40

3 tables 1.20x0.8



12

1.30

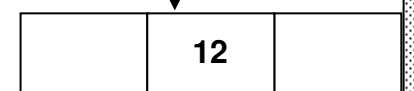


7 tables 1.80x0.8  
1 table 1.20x0.8

46


1.40

3 tables 1.20x0.8



12

1.40

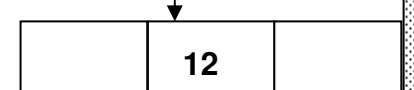


7 tables 1.80x0.8  
1 table 1.20x0.8

46


1.40

3 tables 1.20x0.8



12

1.40

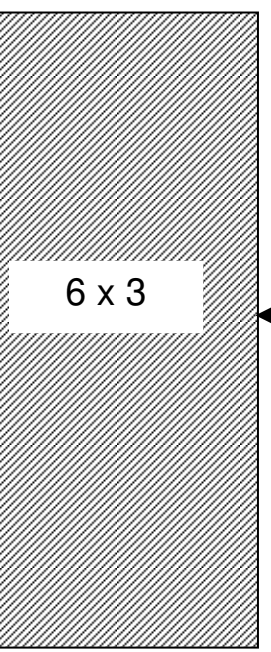


14 tables 1.20x0.8

56

1.40

1.00



6 x 3

4.00

BAR

CUISINE

CHAUFFERIE